

SET 2023/ SLAT 2023/ SITEEE 2023 - TEST DAY GUIDE

Overview

SET 2023/ SLAT 2023/ SITEEE 2023 Test will be conducted in a CBT mode, simultaneously, across 76 cities in India. Below will be schedule for the test.

SLAT 2023: Saturday, May 06, 2023, and Sunday, May 14, 2023 (09:00 AM to 10:00 AM)

SET 2023: Saturday, May 06, 2023, and Sunday, May 14, 2023 (11:30 AM to 12:30 PM)

SITEEE 2023: Saturday, May 06, 2023, and Sunday, May 14, 2023 (02:00 PM to 03:00 PM)

The Test Day guide details all the information a candidate will require on the day of the test.


PLEASE READ THIS DOCUMENT CAREFULLY

Test Day details on Admit Card

Candidates who have paid their registration fee will be able to download their Admit Card by accessing their login on test Website (<https://www.set-test.org>). Your respective details will be available on the Admit Card.

Admit card is available to view, download and print for all paid candidates. Log in as an *Existing User* on the SET Website <https://www.set-test.org>. It is advised that you immediately view and verify the details on the Admit Card when published. Especially note the following:

- Name
- Admission Category
- SET 2023/ SLAT 2023/ SITEEE 2023
- Test date and session timing
- Test City and centre address
- Entrance Test Seat Number

| | | | |
|---|--|--|--------------------------------|
|  <p>SYMBIOSIS INTERNATIONAL (DEEMED UNIVERSITY) (Established under section 3 of the UGC Act, 1956 vide notification No. F.9-12/2001-U3 Govt. of India) Re-Accredited by NAAC with 'A++' grade. Awarded Category - I by UGC</p> <p>SLAT 2023 Admit Card</p> <p>Date: May 06, 2023 (Saturday) Time: 09:00 AM to 10:00 AM</p> | | | |
| Candidate Name | | Bar Code Paste your latest passport size colour photograph in this space. It will be stamped by the Invigilator during the Test. | |
| Admission Category | | | |
| SLAT ID | | | |
| SLAT (May 06, 2023) Test Centre Address | | | |
| SLAT (May 06, 2023) Seat Number | | | |
| Date of Birth (DD/MM/YYYY) | | Candidate's Signature | Invigilator's Signature |
| Instructions to Candidates for the SLAT 2023 | | | |
| <ul style="list-style-type: none">• If a candidate appears for more than one test, the higher score will be considered for the final percentile calculation. There will be no normalization. A rigorous process that has been statistically tested will be administered to ensure that unique types of questions are framed under a specific topic across the question papers. The normal spread will ensure that there is no unfair advantage to candidates who opt for any specific test / multiple tests. This will ensure the normalization of the spread of questions across sections. Furthermore, the question papers will be normalized for the level of difficulty across two tests. No correspondence regarding this will be entertained.• Take a colour printout of the SLAT 2023 Admit Card. Black and White printout will not be accepted.• Please ensure that you arrive at your assigned Test Centre latest by 07:30 AM occupy your assigned seat latest by 08:30 AM. You will not be allowed to appear for SLAT 2023 at any other centre. | | | |

Admit Card is one of the most important documents required to be carried on test day. It is thus, advised that you print a **colour copy** of the Admit card well in advance of your assigned test date. **B&W copies of the SET 2023/ SLAT 2023/ SITEEE 2023 Test Admit Card will not be allowed.**

IMPORTANT: As the Test is being conducted in a CBT mode, Test Centre capacities are limited. You are requested to report to the Test Centre assigned to you and mentioned in your Admit Card. **You will not be allowed to appear for SET 2023/ SLAT 2023/ SITEEE 2023 Test at any other Test Centre.**

Carefully read and adhere to the instructions on the Admit Card which are as follows:

1. **Print a colour copy of the Admit** card on an A4 size paper using a laser printer. Admit Card is valid only if the candidate's photograph is legibly printed.
2. Reach the Test Centre as per the time mentioned below for each Test

SLAT 2023: 07:30 AM

SET 2023: 10:00 AM

SITEEE 2023: 12:30 PM

This will allow sufficient time to complete the registration and photo capture as part of test registration. **No candidate will be allowed inside the Test Centre after 08:30 hours for SLAT 2023, 11:00 hours for SET 2023, and 13:30 hours for SITEEE under any circumstances.**

3. The Admit Card is to be submitted for verification at the time of the test. At least one original (not photocopied or scanned) and valid (not expired) Government-issued **photo identification card** (such as a Driving License, Passport, PAN Card, Voter ID, College Id, or Aadhaar Card) should also be presented. The candidate's photograph and signature images should be legibly printed and visible on the photo ID card and should match the name on Admit Card. The Photo ID card should not be damaged or smudged.
4. Your Admit card is valid only for the test date and session time as specified.
5. Mobile phones or any other electronic gadgets such as watches, calculators, smart devices of any kind, etc. and paper are **NOT ALLOWED** inside the test centre. There is no facility for the safekeeping of your personal belongings outside the test hall and we are not responsible for its loss. Only Admit Card & Original and valid Photo ID Card, along with a simple ballpoint pen, will be allowed to be taken inside the test hall.
6. Friends and relatives accompanying the candidate will not be allowed inside the test centre.
7. Rough sheet(s) will be provided to the candidate for rough work, which will have to be returned after the test. The candidate should write his/her name and Entrance Test Seat Number on each rough sheet(s).
8. Candidates are advised to locate their test centre and its accessibility at least a day before the test so that they can reach the centre on time on the day of the test.
9. Candidate needs to make his/her own travel and stay arrangements for attending the test.
10. The admit card is provisional, subject to the condition that the candidate has fulfilled the eligibility conditions like academic qualification, category, Differently Abled status etc. as mentioned in his/her application which is subject to verification in the consecutive stages of the selection process.

11. **Any attempt to impersonate or indulge in any malpractice, identified at any stage of the admission process would disqualify the candidate from the admission processes of Symbiosis International (Deemed University) and may also lead to appropriate legal action as deemed fit.**
12. Any malpractice/use of unfair means will lead to your disqualification from the admission process of SIU. Instances of any incorrect information or process violation detected at any stage of the selection process will lead to immediate disqualification of the candidate from the selection process and he/she will not be allowed to appear for SIU Entrance Tests in the future. If such instances go undetected during the current selection process but are detected in subsequent years, such disqualification will take place with retrospective effect.
13. In all matters concerning SET 2023/SLAT 2023/ SITEEE 2023, Symbiosis International (Deemed University's) decision will be final and binding on the candidates. All disputes will be subject to the legal jurisdiction of Pune City only.

Locating your Test Centre & Facilities

The address of your assigned test centre is printed on your SET 2023/ SLAT 2023/ SITEEE 2023 Admit Card. Ensure you allow for sufficient travel time on the day of the test. It is advised that you make a trip to your allocated test centre a day or two prior to the test day to familiarise yourself with the location, travel time and traffic conditions.

The test centre will not have any facilities like a locker to keep your personal items such as bags, books, wristwatch, or mobile phones. These items are not allowed into the test hall either. Thus, it is advised that you leave personal belongings at home.

There is no provision of a waiting room or designated area for friends and relatives who accompany you to the test centre. **Only persons with valid Colour Admit Card along with original and valid Photo Id proof will only be allowed inside the test centre premises.**

Once you enter the test hall, you will not be allowed to take a bio break (restroom break). Thus, it is advised that you locate and use the restrooms well before entering the test hall.

Security and Invigilation

Identity checks will be made upon arrival at the gates of the test centre to ensure that there are no unauthorised candidates and that you are at the right test centre on the right day and time. Please be patient, get in line and await your turn. Co-operate with the authorised personnel and do not create any kind of disturbance. Only paid SET 2023/ SLAT 2023/ SITEEE 2023 candidates carrying a valid admit card and original and valid photo Id proof will be allowed into the test centre. Friends or relatives who accompany you to the test centre are not allowed to wait in the test centre or be in contact with you while you take the test.

The check-in procedure inside the test hall includes your biometric (photo) data capture. This is a security feature that will allow Symbiosis International (Deemed University) to verify your identity in subsequent processes. Any deviation found in this; such candidates will be disqualified from the subsequent admission process.

Each workstation in the test hall will be blocked on three sides and should be accessed by only the candidate assigned to the same. Do not exchange your workstation with anyone else. If there is a problem with your workstation, please report it to the invigilator for corrective action. Do not look around at other candidates or their monitors as there will be surveillance cameras that record video. CCTV cameras are installed in all test centres to prevent fraudulent activities. Any suspicious or disruptive behaviour could lead to your test being invalidated by SET 2023/ SLAT 2023/ SITEEE 2023 Test conducting body.

Based on the number of candidates in a test hall, there will be one or more invigilators. SET 2023/ SLAT 2023/ SITEEE 2023 personnel can be identified by the badges worn by them.

Test Day Sign in Procedure

On the day of the test, ensure that you reach the test centre at the correct time as follows:

| Test and Test Date | Reporting Time | Test Timing |
|---|---------------------------|--|
| SLAT 2023 06 th May 2023 & 14 th May 2023 | 07.30 hours (07:30 AM) | 09.00 hours to 10.00 hours (09:00 AM to 10:00 AM) |
| SET 2023 06 th May 2023 & 14 th May 2023 | 10.00 hours (10:00 AM) | 11.30 hours to 12.30 hours (11:30 AM to 12:30 PM) |
| SITEEE 2023 06 th May 2023 & 14 th May 2023 | 12.30 hours (12:30 PM) | 14.00 hours to 15.00 hours (02:00 PM to 03:00 PM) |

Ensure that you carry the following on test day:

- 1) Colour copy of the Admit Card with a recent passport size colour photo pasted in the space provided
- 2) A valid Government issued Photo ID Proof in original
- 3) Black / Blue simple ball pen

Candidates will **not be permitted to take the test** if original and valid photo identification and Admit Card are not presented. If your name has been changed due to events such as marriage, you must show the documents such as Marriage Certificate, Divorce Decree, Legal Name Change, etc. and submit a notarized photocopy when you appear for the test, or interview and at the time of joining a programme.

At the gates of the test centre, SET 2023/ SLAT 2023/ SITEEE 2023 volunteer will check your photo identification and Admit Card to ensure that you have arrived at the allocated test centre. Beyond this point, friends and relatives who accompany you will not be allowed inside.

At the entrance, the Barcode present on your Admit card will be scanned by the Volunteer and the respective LAB allocated to you will be informed. To avoid crowd, ensure you maintain proper distance with other candidates.


Once you arrive at your assigned test hall (block), the notice board outside the lab will display the Seat numbers of all candidates who have been allotted the block. Confirm that your Seat number is present on the sheet. Seating allocation will be denoted as System Number alongside your name. Except for Admit Card, Photo ID card and Pen, no other items or belongings will be allowed inside the block.

| Symbiosis Entrance Test 2023 | | |
|--|------------|------|
| Test Center Name :- iON Digital Zone Powai | | |
| LAB/Block Name :- Block A1 | | |
| MUM011001 | Rahul B | C001 |
| MUM011002 | Tejas K | C002 |
| MUM011003 | Amol K | C003 |
| MUM011004 | Sneha K | C004 |
| MUM011005 | Krishna H | C005 |
| MUM011006 | Shailaja S | C006 |
| MUM011007 | Anil G | C007 |
| MUM011008 | Prakash T | C008 |
| MUM011009 | Pooja G | C009 |
| MUM011010 | Manish V | C010 |

This is the name of the test lab assigned for all candidates mentioned in the sheet. Check your Seat Number, Name and System Number.

This is the system number of terminal or compute in the lab assigned to you.

Inside the block, an invigilator will check your Admit Card and Photo ID card. **Post which, you will be instructed to give your facial photograph as part of biometric information.** Sign the attendance register and proceed to your terminal as per the system number. At your designated terminal you will see your photograph, Name and Seat number on the screen. Do not touch the keyboard. Stay seated for further instructions. In case, you do not see your particulars, highlight it to the invigilator. You will be asked to produce Admit Card again later during the test when the invigilator will put the verified stamp on Admit Card. Post verification stamping admit card will be returned to you which has to be maintained for further admission processes of SIU.


SYMBIOSIS INTERNATIONAL (DEEMED UNIVERSITY)

System Name :

C001


Contact invigilator if the Name and Photograph displayed on the screen is not yours

Candidate Name :

John Smith

Subject:- Symbiosis Entrance Test

Your photograph appears here during Exam



Login

Sign In

Once you have signed in at the test hall and are seated at your terminal, you will not be allowed to go out. If the candidate needs to leave the lab for any reason, he/she will not be allowed to re-enter. The lab door will be closed after the start of the test. Rough sheets will be distributed to each candidate. These are to be returned to the invigilator and not to be carried outside.

The invigilator will read out instructions twenty minutes before the test. Kindly listen attentively. Ten minutes before the test, the invigilator will request all candidates to sign in at their terminals. The candidate needs to enter only his/her password. The password details will be instructed by the invigilator. The candidate will have to use the virtual keyboard to enter the password.

Candidate can view his/her profile information and click on *I Confirm* to proceed.

Profile Information

Roll No : GMUM011001

Name : Vijay P

Subject : Symbiosis Entrance Test

Contact No : 9000000001

To proceed with the exam, confirm your identity.

[I Confirm](#) [I Deny](#)

Next, the candidate will be presented with instructions on screen elements and how to navigate on the screen from one question to another. Clicking *Next*, the candidate can read test specific instructions as mentioned in the following image.

Symbiosis Entrance Test 2023

Other Important Instructions

SETG 2023 : Instructions

Test Structure

| Section | Total Questions | Marks per correct Answer | Total marks |
|----------------------------------|-----------------|--------------------------|-------------|
| General English | 16 | 1 | 16 |
| Quantitative | 16 | 1 | 16 |
| General Awareness | 16 | 1 | 16 |
| Analytical and Logical Reasoning | 12 | 1 | 12 |
| Total | 60 | | 60 |

1. You have one hour to attempt 60 questions given in this Test. You can navigate through any question and any section as per your choice. This will help you in checking and modifying the answers, if required so.
2. The questions will be displayed on the screen one at a time. We advise you not to spend too much time on any specific question.
3. Each Question will have 4 options, out of which only one option will be correct.

I have read and understood the instructions. All computer hardware allotted to me are in proper working condition. I declare that I am not in possession of / not wearing / not carrying any prohibited gadget like mobile phone, bluetooth devices etc. / any prohibited material with me into the Examination Hall. I agree that in case of not adhering to the instructions, I shall be liable to be debarred from this Test and/or to disciplinary action, which may include ban from future Tests / Examinations

[< Previous](#) [I am ready to begin](#)

Your photograph appears here during Exam

John Smith

Finally, wait for the invigilator to signal the start of the test at the designated time. The “I am ready to begin” link will be enabled. Click the link to proceed to take the test. At no point during the test, the candidate should touch the keyboard. Doing so will lock the terminal. All answer choices should be made using the mouse.

During the test, you may use the rough sheets to do your calculations. Kindly return the same to the invigilator before you leave the lab. Ensure that you have written your name and SET 2023/ SLAT 2023/ SITEEE 2023 ID on all the rough sheets. Any attempt to take away the rough sheets out of the lab will be considered disruptive behaviour and liable for disqualification.

Test Duration and Pattern

The test duration is for a total time of 1 hour (60 minutes). Only eligible Differently Abled Candidates (with/without scribe requirements) will be allowed extra 20 minutes. All candidates will start the test at the same time when the invigilator signals to start. The test will be submitted automatically after 60 minutes. Candidates can check the test time left for submitting on the right top corner of the screen.

The medium of the test is in the English language only for all candidates. **The test has multiple-choice questions.**

Structure of SET – Law (SLAT) 2023. Timing: 09.00 hours to 10.00 hours.

| Sections | No. of Qs. | Marks per correct Answer | Total marks |
|-----------------------|------------|--------------------------|-------------|
| Logical Reasoning | 12 | 1 | 12 |
| Legal Reasoning | 12 | 1 | 12 |
| Analytical Reasoning | 12 | 1 | 12 |
| Reading Comprehension | 12 | 1 | 12 |
| General Knowledge | 12 | 1 | 12 |
| Total | 60 | | 60 |

Structure of SET (SET) 2023. Timing: 11.30 hours to 12.30 hours.

| Sections | No. of Qs. | Marks per correct Answer | Total marks |
|----------------------------------|------------|--------------------------|-------------|
| General English | 16 | 1 | 16 |
| Quantitative | 16 | 1 | 16 |
| General Awareness | 16 | 1 | 16 |
| Analytical and Logical Reasoning | 12 | 1 | 12 |
| Total | 60 | | 60 |

Structure of SET – Engineering (SITEEE) 2023. Timing: 14.00 hours to 15.00 hours

| Sections | No. of Qs. | Marks per correct Answer | Total marks |
|--------------|------------|--------------------------|-------------|
| Physics | 15 | 2 | 30 |
| Chemistry | 15 | 2 | 30 |
| Mathematics | 30 | 2 | 60 |
| Total | 60 | | 120 |

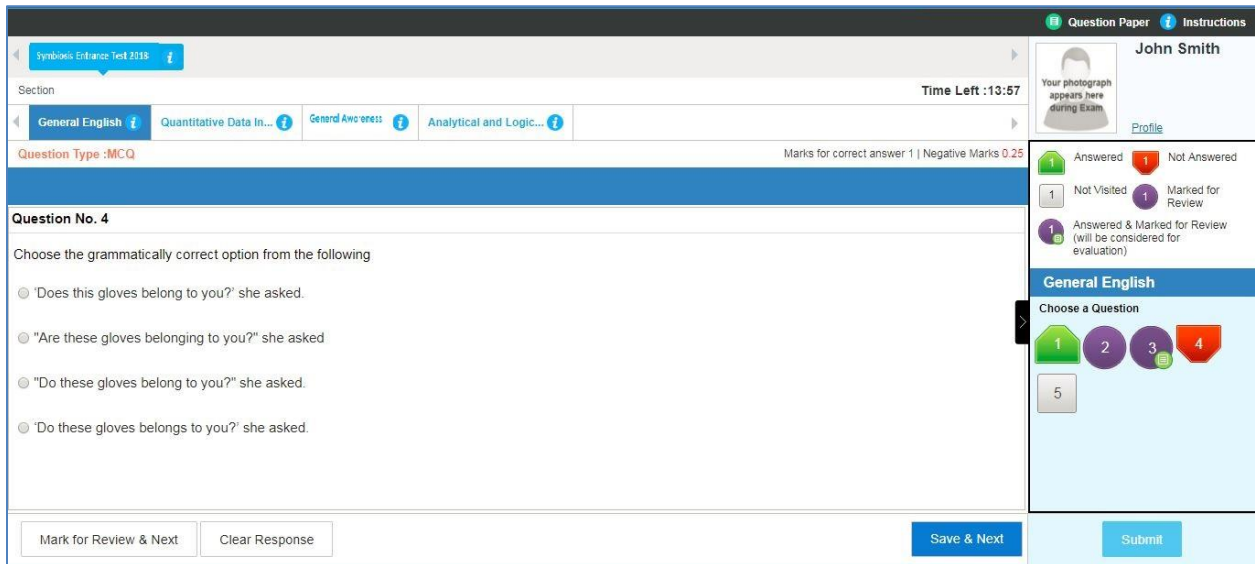
- SET 2023/ SLAT 2023/ SITEEE 2023 Test is an objective test. Each question has 4 responses. The candidate should choose an appropriate response.

Candidates may attempt any sections in any order. Candidates can also toggle between sections to attempt questions. An on-screen timer will mark remaining minutes for the test. There is **no negative** marking for wrong answers.

The *Question Palette* panel on the right-hand side will display the status of your questions in five colours that indicate the following:

- 1 You have not visited the question yet.
- 2 You have not answered the question.
- 3 You have answered the question.
- 4 You have NOT answered the question, but have marked the question for review.
- 5 The question(s) "Answered and Marked for Review" will be considered for evaluation.

The Marked for Review status for a question simply indicates that you would like to look at that question again.



* **This is a sample image.**

Post marking your selected option while answering a question; click one of the following to proceed:

- **Save & Next:** Saves your answer and moves to the next question.
- **Clear Response:** Clears the already selected answer option for the given question only.
- **Mark for Review & Next:** Mark your question in Violet for review so that you can return later to confirm your answer selection. You will also be prompted at the time of submitting the test, those questions that are marked for review.

You can also view other details related to the test on the right panel of the screen such as:

- **Question Paper:** You can view all the questions in the test.
- **Profile:** You can view your profile information.
- **Instructions:** You can view the test related instructions.
- **Submit:** Allows you to do the final submission of your test only the entire test duration is completed.

NOTE: Once your test is completed, you cannot login again.

| Symbiosis International (Deemed University) SET 2023 | | | | | |
|--|-----------------|-----------|--------------|-------------------|-------------|
| Test Summary | | | | | |
| Section Name | No of Questions | Answered | Not Answered | Marked for Review | Not Visited |
| General English | 16 | 11 | 3 | 1 | 1 |
| Quantitative | 16 | 12 | 2 | 1 | 1 |
| General Awareness | 16 | 11 | 3 | 1 | 1 |
| Analytical and Logical Reasoning | 12 | 12 | 2 | 1 | 1 |
| Total | 60 | 46 | 10 | 4 | 4 |

***This is sample image; actual summary may differ for test to test like (SLAT/SET/ SITEEE)**

Once you have submitted your test, the system will present you with a candidate feedback form. It is mandatory for all candidates to respond to this survey to ensure improvement in candidate experience in the future.

Seeking Assistance & Contingency Planning

For any issues during the test, raise your hand to notify the invigilator. Stay seated and explain the issue to the invigilator who approaches you. Under no circumstance, should you move from your seat until submission of the test or instructed by the invigilator.

If there is an issue with your terminal, lab technicians stationed in the centre will be called for assistance. Your timer will automatically be reset to accommodate lost time. Each test centre has some terminals to account for emergencies. The candidate will be advised and instructed under such scenarios. Additionally, every centre is audited and protected against power outages by ensuring uninterrupted power supply (UPS) and generators on the premise.

- **Note: - Any attempt to impersonate or indulge in any malpractice, identified at any stage of the admission process would disqualify the candidate from the admission processes of Symbiosis International (Deemed University) and may also lead to appropriate legal action as deemed fit.**

SET Test 2023 Candidate Help Desk

The FAQs, online guides and website updates are designed to enable self-service. You are requested to use these tools which can help answer most of your queries. In case you still require clarity, the SET Test Candidate Helpdesk is available by phone,

@ 020-61936226 / 27 for General queries

@18001032420 (Toll-free) for General queries.

@ +91-7200495273 / 9962027165 for Technical queries

We wish you all the best!